

Annual Report

2023*

*Based on 2022 data



St John's
LUTHERAN PRIMARY SCHOOL

THE SMALL SCHOOL SHAPING BIG FUTURES

Annual Report 2023*

*Using 2022 Data



Welcome. St John's Lutheran Primary School is an independent co-educational school for students from Preparatory to Year 6 which seeks to provide quality Christian education in a caring environment.

DISCOVER MORE ABOUT OUR SCHOOL COMMUNITY

87.5%

OVERALL STUDENT
ATTENDANCE

4.5%

PARENT
SATISFACTION

100%

TEACHER
PARTICIPATION IN PD

Principal Mr. Chris Mallett | **Council Chair** Mrs. Delwyn Ainsworth

This report has been produced by St John's Lutheran Primary School, Bundaberg to meet reporting obligations of the Queensland and Australian Governments

(June) 2023

Living, Loving and Learning with Christ

Our Students



Learning experiences

Christian Education

- Weekly school chapels
- Daily class devotions
- Weekly Christian Studies



Intensive Literacy & Numeracy

- Years P-6



Music

- Strings and ensemble bands
- Instrumental lessons
- Vocal ensembles
- Specialist ensembles
- Musicals and concerts



Sport

- Inter-school Sports Association involvement
- Inter-house swimming, cross-country and athletics carnivals
- District and Regional School sporting competitions



LOTE

- Japanese P-6
- Cultural Immersion Day



Camps

- Incursions and Excursions
- Prep – Yr. 6
- Yr 6 Leadership Camp



Student Characteristics

- Diversity in cultural backgrounds of students
- Diversity of ethnicity



Social Climate

- Social-emotional program
- Life-smart learning program
- Other pastoral care programs and support



To find out more about *Our Students* contact our school office on 4132 6888



133

FEMALE STUDENTS



144

MALE STUDENTS

277

TOTAL STUDENTS



INDIGENOUS STUDENTS

11

TOTAL STUDENTS

2022 Attendance Rate (%) by Year Level*

Prep – Year 6

86.6 87.5 89.7 86.8 88.4 86.9 87.4

PREP YEAR 1 YEAR 2 YEAR 3 YEAR 4 YEAR 5 YEAR 6

*The average student attendance rate. Student's attendance at St John's Lutheran Primary School is recorded each day. Parents/caregivers are contacted if no advice/explanation has been given of a child's absence.



OVERALL STUDENT SATISFACTION

44

YEARS OF OPERATION

30

CO-CURRICULAR ACTIVITIES

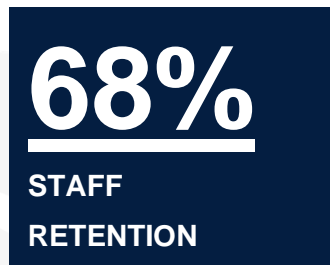
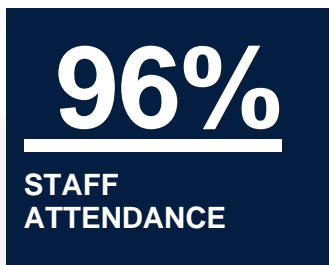
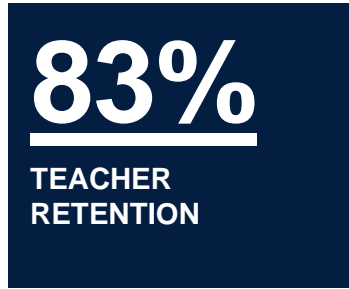
277

Acknowledgement AWARDS

277

Students studied classroom MUSIC

Our Staff



Level of Attainment	Number of Staff
Doctorate	0
Masters	2
Post Graduate Diploma/ Certificate	5
Bachelor Degree	20
Diploma/Certificate	1

Staff Learning

Professional Learning opportunities are provided for both teaching and non-teaching staff. The Staff Development Program has been compiled to include support and growth in the following three areas:



Educational

- Undertaking of the annual government legislated accountable training sessions and the Lutheran Church of Australia (LCA) mandated training sessions



Theological

- Participation in regular worship and spiritual development workshops.
- Staff Professional Development including units from the 'Connect' and 'Equip' programs
- Encouragement for teaching staff to undertake the Graduate Certificate in Lutheran Education



Personal

- Undertaking the development of a personal folio for Professional Development programs.

To find out more about our staff, please contact our Principal, Chris Mallett.

Our Community



Lutheran Schools in Queensland understand the important role parents play in the education of their children. Without a supportive home environment, the capacity of schools to maximize each child's learning is limited. When teachers, parents and the community work together to support each child, the child thrives. There are many different ways that parents can assist their children to be successful in their learning journey within a Lutheran school.

✓ Voluntary Support

- Classroom Help
- Library Help
- Fund Raising
- Friend Raising
- Building Assistance
- Financial Gifts
- Transport
- Camp Helpers
- Sport Coaches
- Food Day Services

✓ Participation

- Class Events
- Open Days
- Special Evenings
- Parent Interview Evenings
- Information Evenings
- Sporting Carnivals
- Assemblies
- Worship/Special Worship Services
- Music and Sporting Events
- Special Days

✓ P & F Activities

Meetings are held regularly where parents are able to meet other parents and discuss matters in relation to providing the best resources possible.

✓ Communication

- Class Teacher's letters
- Fortnightly School Newsletter
- Parent Information Booklets
- School Magazine and Year Book
- Prospectus
- Facebook – including, P&F, Library, Sport, Groups for special activities and events
- School website

✓ Class Support

- Sporting Programs
- Swimming Program
- Reading Program
- Excursions and Camps
- Liaising with teachers regarding community facilities and events



Parent Feedback

Parents provide feedback through various mechanisms, including but not limited to through the P&F. Feedback is provided across a range of areas. This information is used as part of the school's commitment for continuous improvement and development.

How satisfied are you?

..with what your child is learning	4.6
..that your child is happy at school	4.5
..that your child feels safe at school	4.5
..that this is well resourced campus	4.5
..with the school grounds	4.5
..that the school makes you feel welcome	4.6
..that this is a school you would recommend to others	4.4



OVERALL PARENT SATISFACTION**



** The survey results included the following average scores on a five-point scale.

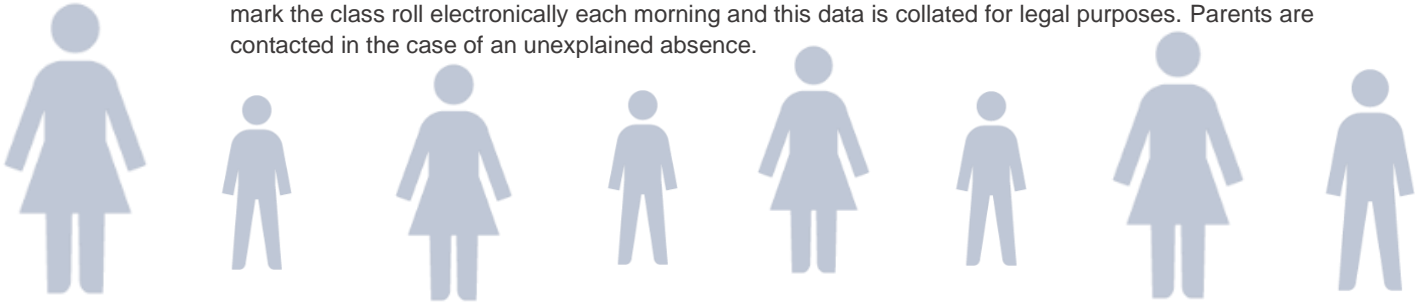
To find out more about *Our Community* contact our school office on 07 4132 6888.

Our Results

Key Student Outcomes

Management of Student Non-Attendance

- The St John's Lutheran Primary School Parent Handbook states that parents must phone the absentee line or email the school by 8:35am to advise if their child/ren will not be attending that day. Teachers mark the class roll electronically each morning and this data is collated for legal purposes. Parents are contacted in the case of an unexplained absence.



NAPLAN

- Please find below our NAPLAN results for the 2022 year.

Year 3	Average Score St John's LPS	Average Score State (QLD)
Reading	460	422.1
Writing	428	406.5
Spelling	417	401.5
Grammar & Punctuation	458	419.1
Numeracy	420	387.3

Year 5	Average Score St John's LPS	Average Score State (QLD)
Reading	522	500.8
Writing	466	468.2
Spelling	517	493.9
G & P	516	491.7
Numeracy	503	478.7



Key Financial Outcomes

FUNDING

- Net Recurrent Funding Data

Net Recurrent Income 2022	Total
Australian Government recurrent funding	\$3,145,883
State/Territory Government recurrent funding	\$745,390
Fees, charges and parent contributions	\$848,582
Other private sources	\$75,714
Total Gross income (excluding income from government capital grants)	\$4,815,569

